

# HOW TO USE SAWGRASS SG500 SUBLIMATION PRINTER

## PRODUCTS FOR SUBLIMATION:



Ceramic mug - max. print size 200x80 mm,  
heat press temp. 180 C°, time 180 sec.



Enamel mug - max. print size 200x60 mm,  
heat press temp. 200 C°, time 275 sec.



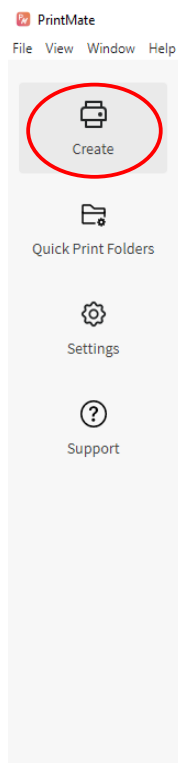
Mouse pad - actual size 230x190x5 mm,  
print size 235x195 mm,  
heat press temp. 200 C°, time 40 sec.



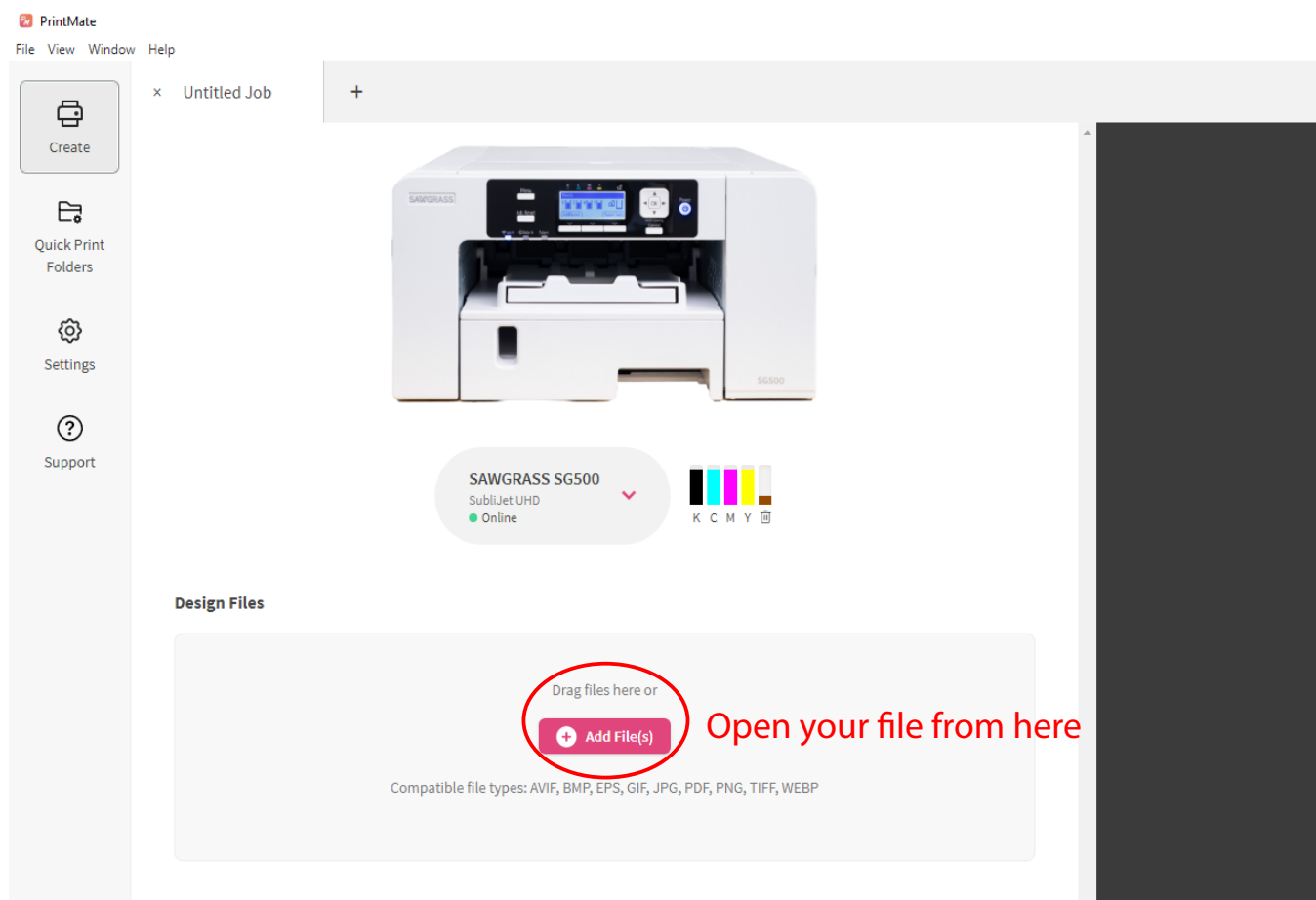
Key chain - actual size 22x125 mm (one side),  
print size 27x270 mm (both sides),  
heat press temp. 200 C°, time 40 sec.

Use for example Illustrator or Inkscape to prepare your A4 size layout (remember to leave 5 mm margin on the edges) and save it in pdf. -form.

Then open Sawgrass Print Utility and follow these steps.



Click here to get started





Create



Quick Print  
Folders



Settings



Support

× Untitled Job



SAWGRASS SG500

SubliJet UHD

● Online



## Design Files

Add



Crop to Image Area



undefined-page-1

209.93 x 296.93 mm | 200 dpi

Image will not fit with current paper size selection.

Fit to Paper Size



Width

Height

DPI

Rotation

Spacing

Repeat

209.93 mm



296.93 mm

200



0°



2.54 mm



1



Scroll downwards

Quick Print Folders

Settings

Support

Quick Print Folders

Settings

Support

Print Settings

Select a Preset

GeneralColor Management

Job Settings

☒ Mirror

☐ Registration Marks

☐ Add Bleed

☒ Center on Page

Product

Ceramic

Media Size

A4

Print Quality

High Quality

Media Type

Truepix Classic

Media Source

Tray 1

Print Orientation

☒ Portrait☐ Landscape

Pages

☒ All

☐ From 1 to 1

Copies 1

Print

Choose the material where you are pressing to

Choose A4

Send your job to the printer






Ceramic mug - max. size 200x80 mm, heat press temp. 180 C°, time 180 sec.

Then cut our prints from paper and tape them to the product with the red tape.


Wait for the press to warm up to the recommended temperature.






Enamel mug - max. size 200x60 mm, heat press temp. 200 C°, time 275 sec.  
When pressing enamel mug, use another mug to keep pressure even!

Then press your product following these temperatures and times.

After pressing, be aware that products are really hot.



Key chain - actual size 22x125 mm (one side), print size 27x270 mm (both sides), heat press temp. 200 C°, time 40 sec.



Mouse pad - actual size 228x189 mm, print size 235x195 mm, heat press temp. 200 C°, time 40 sec.