

HOW TO USE SAWGRASS SG500 SUBLIMATION PRINTER

PRODUCTS FOR SUBLIMATION:



Ceramic mug - max. print size 200x80 mm,
heat press temp. 180 C°, time 180 sec.



Enamel mug - max. print size 200x60 mm,
heat press temp. 200 C°, time 275 sec.



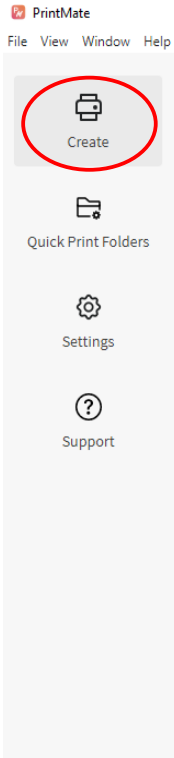
Mouse pad - actual size 230x190x5 mm,
print size 235x195 mm,
heat press temp. 200 C°, time 40 sec.



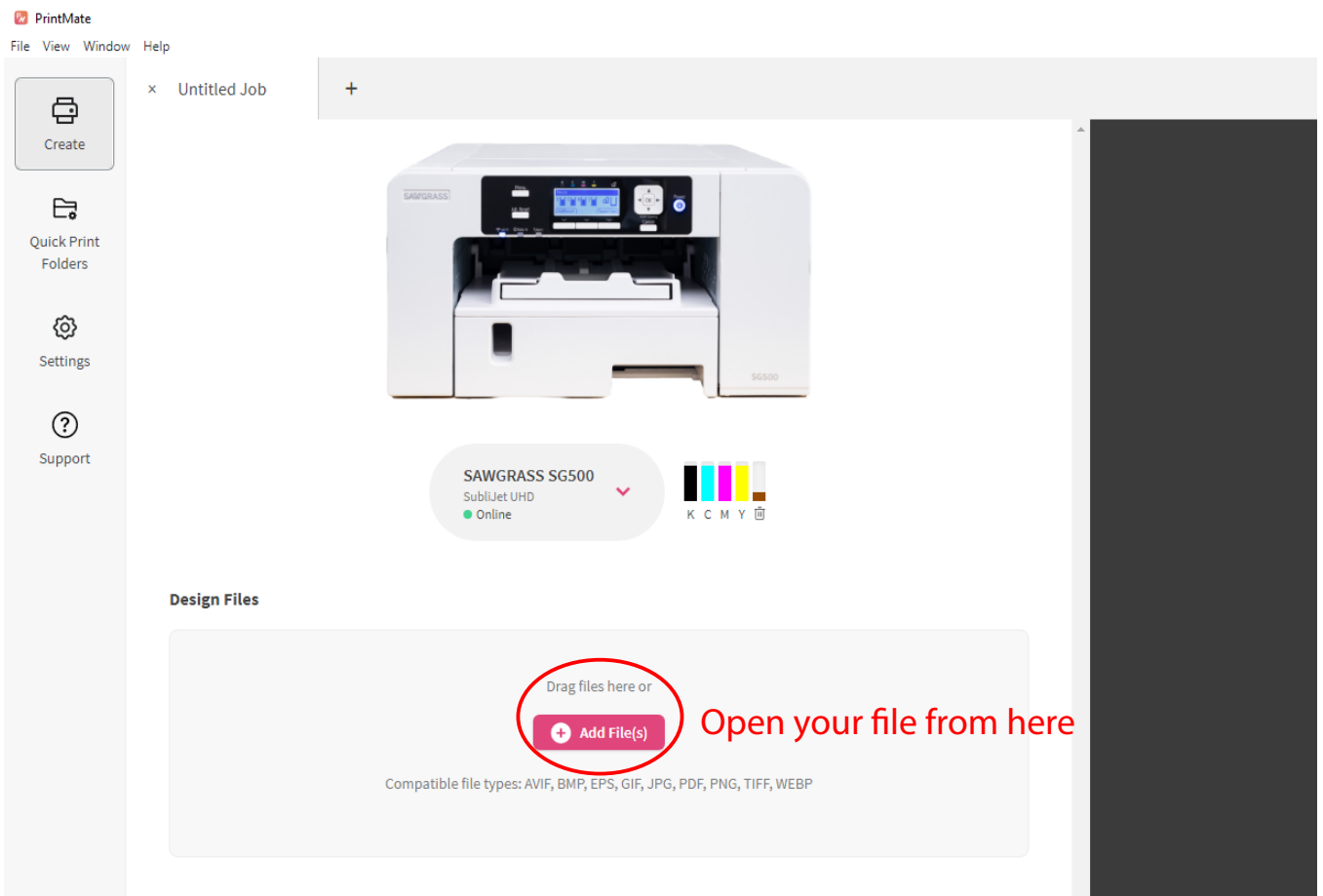
Key chain - actual size 22x125 mm (one side),
print size 27x270 mm (both sides),
heat press temp. 200 C°, time 40 sec.

Use for example Illustrator or Inkscape to prepare your A4 size layout (remember to leave 5 mm margin on the edges) and save it in pdf. -form.

Then open PrintMate software and follow these steps.



Click here to get started



Open your file from here

- Create
- Quick Print Folders
- Settings
- Support

× Untitled Job



SAWGRASS SG500
SubliJet UHD
● Online



Design Files

Add

Crop to Image Area

undefined-page-1
209.93 x 296.93 mm | 200 dpi
Image will not fit with current paper size selection.

Fit to Paper Size



| Width | Height | DPI | Rotation | Spacing | Repeat |
|-----------|-----------|-----|----------|---------|--------|
| 209.93 mm | 296.93 mm | 200 | 0° | 2.54 mm | 1 |



Scroll downwards

Print Settings

Select a Preset

General

Color Management

Job Settings

Mirror

Registration Marks

Add Bleed

Center on Page

Product

Ceramic

Choose the material where you are pressing to

- Acrylic
- Ceramic
- Glass
- HTV
- MDF Board
- Metal
- Neoprene
- Polyester
- Siser EasySubli HTV
- Tumbler

Media Size

A4

Choose A4

Print Quality

High Quality

Media Type

Truepix Classic

Media Source

Tray 1

Print Orientation

Portrait

Landscape

Pages

All

From 1 to 1

Copies 1

Send your job to the printer

Print



Ceramic mug - max. size 200x80 mm, heat press temp. 180 C°, time 180 sec.


Then cut our prints from paper and tape them to the product with the red tape.





Enamel mug - max. size 200x60 mm, heat press temp. 200 C°, time 275 sec. When pressing enamel mug, use another mug to keep pressure even!

Then press your product following these temperatures and times.

After pressing, be aware that products are really hot.



Key chain - actual size 22x125 mm (one side), print size 27x270 mm (both sides), heat press temp. 200 C°, time 40 sec.



Mouse pad - actual size 228x189 mm, print size 235x195 mm, heat press temp. 200 C°, time 40 sec.